

Electric forklift

40/45/50B-9



A NEW HEIGHT IN CUSTOMER SATISFACTION

Battery forklift with robust AC technology


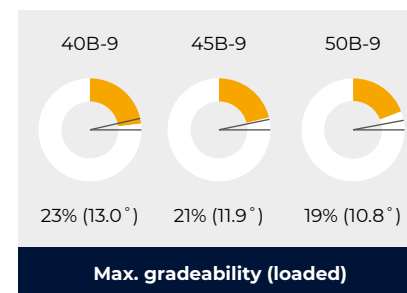
Hyundai is proud to introduce its new 9 Series battery forklifts – a range of high-performing four-wheel counterbalance trucks featuring numerous upgrades for better performance and productivity. These include a powerful dual drive system, easier maintenance and a spacious, fully equipped driver compartment with excellent visibility.



Productivity & Efficiency

SMOOTH, EFFICIENT PERFORMANCE TO BOOST YOUR PRODUCTIVITY

The robust yet compact 9 Series design is packed with technologies that promote smooth, quiet operation and optimal performance. The strong dual drive system improves manoeuvrability and stability to ensure operators get the most out of every working day. It is combined with a powerful AC motor that improves efficiency while keeping maintenance to a minimum.



Excellent gradeability and travel speed

As well as good stability, 9 Series machines offer outstanding gradeability and fast travel speed on rough terrain and slopes.

Curve Control

The Curve Control system limits travel speed based on the turning radius, ensuring that turning manoeuvres are smooth and accurate.



Powerful dual drive system

The dual drive motor system consists of two separately controlled, low-noise drive motors ensuring excellent drawbar pull and a short turning radius. The system provides powerful performance, even on uneven roads, and improves logistics efficiency in narrow workspaces.



Tailored performance for different working conditions

Different working modes optimise the forklift's performance depending on parameters such as speed of operation, maximum working time and operator proficiency.

- H:** High Performance mode with fast driving and lifting speeds
- N:** Normal mode with balanced performance and energy consumption
- E:** Economy mode maximising battery autonomy



Strong, economical AC motor

The enclosed drive and pump motor with AC technology combine power, high durability and zero maintenance. The brushless AC motors improve efficiency while also reducing ownership costs.



Auto fork levelling system

This feature ensures that mast tilting stops smoothly when the forks are in a level position, improving both productivity and safety.



Fingertip control lever and adjustable armrests

The electric control lever makes operation almost effortless. The ergonomically designed armrests can be adjusted up and down and from front to back, to fit different body shapes and reduce fatigue.



Directional control and horn switches on lever

An electronic directional control switch and secondary horn switch are mounted on the hydraulic lift lever to allow for quick, precise manoeuvring.

Operating comfort

ERGONOMIC COMFORT AND QUICK, EASY MAINTENANCE

The ergonomic design prioritises a comfortable operating position with easy reach to the most essential controls. We also focused on convenient machine monitoring and maintenance access in order to minimise downtime and allow operators to focus on the job at hand.



Spacious, fully equipped cabin

The ergonomically designed operating space allows more room for the driver as well as a wide field of view from the seat. It is equipped with smooth-functioning, easy to operate levers and pedals, a tiltable steering wheel, a suspension seat and a large multi-function dashboard and display. The 12V power socket allows drivers to charge or power external devices.



3.5 inch LCD colour monitor

The LCD colour monitor simplifies control and improves efficiency by providing information on the speed and accelerator level, steering angle, travel direction and working mode. It also displays operation errors, system faults, battery level, hour meter and various other data, enabling the operator to maintain the forklift in optimum operating condition and simplifying planning for maintenance.

Main monitor functions

- 1 Advanced LCD monitor
- 2 Steering wheel position and travel direction
- 3 Turtle mode
- 4 Speed (digital)
- 5 Battery discharge indicator
- 6 High temperature warning lamp
- 7 Wrench warning light
- 8 Scroll up
- 9 ESC
- 10 Menu/Scroll left
- 11 Performance/Scroll right
- 12 Enter
- 13 Turtle/Scroll down



Speed adaptive steering

The steering angle sensor displays the machine's travel direction on the screen. The speed of the truck is reduced as the steering angle increases.



Optimised pedal position and floor mat

The accelerator and brake pedal are positioned for optimal ergonomics.



Easy battery maintenance

The battery cover opens fully to improve access. It is equipped with locking gas springs for safe and easy maintenance.



Brake oil reservoir with level sensor

The enhanced brake oil reservoir, located in the upper left dash, is equipped with an electronic level sensor that alerts the operator with an audible alarm when the level is low.



Adjustable steering column

The steering column can be adjusted to the operator's preferred position using a single lever.



OPTION

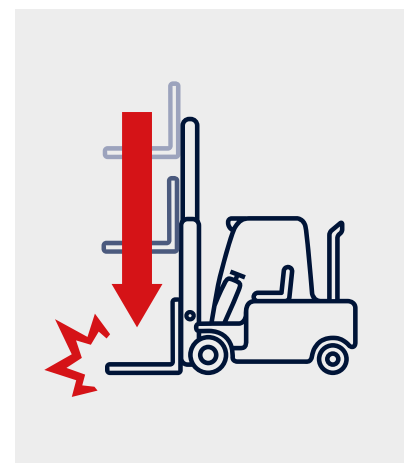
Grammer seat

The 9 Series features a wide, high-quality Grammer seat allowing the operator to work comfortably and reducing fatigue. The suspension, armrests and backrest are adjustable and seat heating can be integrated as an option.


Safety

EXTENDED VISIBILITY AND ENHANCED SAFETY FEATURES

With great all-round visibility, a panoramic mirror and an optional rear camera, the 9 Series is designed to help operators work productively in an accident-free workplace.



Increased fork safety
The down-control valve maintains a controlled descent speed as the forks are being lowered. The down-safety valve prevents forks from dropping suddenly if the hydraulic line is damaged.



Anti-rollback system
The 9 Series forklifts feature an anti-rollback system that prevents them from rolling back on a slope and offers exceptional drive-off capabilities.




Operator Presence Sensing System (OPSS)
OPSS detects when the operator is not in the seat and automatically locks out the hydraulic lift and tilt controls and travel function.

Speed limiter
Depending on the working environment, the maximum speed can be limited via the cluster from 10 km/h to 1km/h.



Turtle mode
Turtle mode can be selected in narrow or congested spaces to automatically reduce the travel speed to a preset value.

LED lights and rear reflectors
Long-lasting LED combination lights and halogen headlights promote working efficiency by providing clear visibility in all circumstances. Rear reflectors mounted on the counterweight enhance safety for the driver and the machine.



Strong overhead guard
Exceeding EEC and ANSI requirements, the overhead guard offers excellent protection without restricting visibility.



Excellent visibility from the driver's seat
The lift cylinder arrangement has been optimised to provide good visibility for the operator. A panoramic mirror provides a wider view when reversing and a rear camera can be added as an option to further enhance safety.

Walk-around

40/45/50B-9

Productivity & efficiency

- Dual drive motors for powerful, precise driving performance
- Performance optimised for various working conditions
- Spacious, ergonomically designed operator space
- Fingertip controlled mini-levers **OPTION**
- Ergonomically designed directional & horn switch located on hydraulic controls
- Auto fork levelling **OPTION**
- Load weight indicator **OPTION**



Durability & reliability

- Enclosed drive and pump motor
- Brushless AC motors

Comfort

- Grammer seat as standard
- 3.5 inch colour LCD monitor

Safety

- Speed adaptive steering feedback increases driving stability
- Curve Control reduces driving speed when entering a curve
- Anti-rollback feature prevents rolling backwards on a slope
- Maximum driving speed setting
- Operator Presence Sensing System (OPSS)

Easy maintenance

- Easy access to battery
- Side battery removal
- Electronic brake oil sensor
- Smart display provides alerts and warnings of electric system failure

Parts & Warranties

HYUNDAI GENUINE PARTS AND WARRANTIES: THE BEST WAY TO PROTECT YOUR INVESTMENT

Hyundai Genuine parts, accessories and warranty programmes are specially designed to keep your investment covered. They increase uptime and maintain the performance, comfort, and convenience that are built into your equipment.



Leader in standard warranties for battery Forklifts!

Hyundai warranties are designed to give you the cover you need to build your business with confidence and peace of mind.

Best standard warranties in the industry

For extra reassurance, and to ensure maximum customer confidence, we are supplying all new battery models with best industry standard warranties.

The forklift **standard warranty covers you for two years or 3,000 hours, whichever comes first.**

Optional and extended warranty periods

In addition to this standard coverage, optional and extended warranty periods are available, allowing you to benefit from full warranty coverage for longer, and even over the full service life of your forklift.*

Forklift standard warranty*
2 years or 3,000 hours, whichever comes first.

Hyundai Genuine parts

Hyundai Genuine parts have the same design as those installed when your machine left the factory. They are subjected to rigorous quality inspections and tests to make sure they meet Hyundai's strict requirements for quality and durability.

As well as minimising downtime, this helps to ensure peak performance on every task. In the 13,000 m² warehouse, **Hyundai covers over 96% of all Genuine Parts.** With one of Europe's most advanced automated warehousing systems, we are able to maintain availability and efficient delivery of all our Genuine Parts.

A network you can rely on

HCEE prioritises quick, reliable intervention to keep your equipment running reliably. Thanks to the **extended dealer network across Europe, we will always be close by to ensure a timely and efficient solution.** Moreover, we guarantee a 24-hour delivery service across our European dealer network.

* Conditions apply. Please discuss the optimal solution for your needs with your dealer.

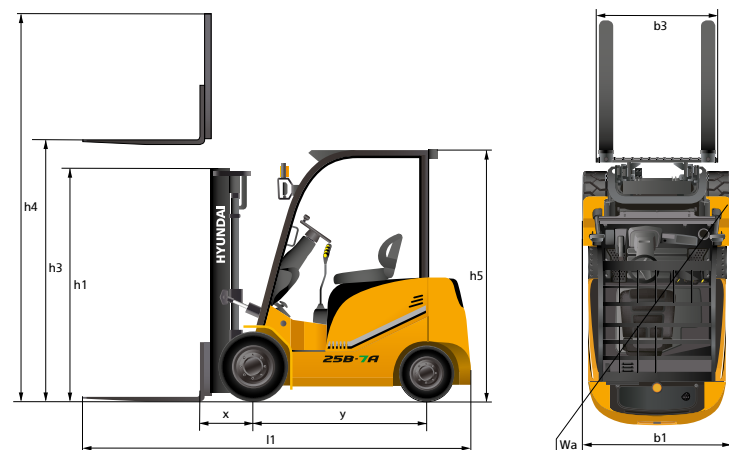


SPECIFICATIONS

Identification					
1.1	Manufacturer	HYUNDAI			
1.2	Model	40B-9	45B-9	50B-9	
1.3	Drive: electric (battery or mains), diesel, petrol, fuel gas	Electric	Electric	Electric	
1.4	Type of operation: hand, pedestrian, standing, seated, order-picker	Seat type	Seat type	Seat type	
1.5	Load capacity / rated load	Q kg	4,000	4,500	4,990
1.6	Load Center Distance	c mm	500	500	500
1.8	Load distance, center of drive axle to fork	x mm	535	535	540
1.9	Wheel base distance	y mm	2,025	2,025	2,025

Weights					
2.1	Service weight (Includes the battery)	kg	6,855	7,345	7,805
2.2	Axle loading, loaded front/rear	kg	9,548 / 1,307	10,456 / 1,389	11,332 / 1,463
2.3	Axle loading, unloaded front/rear	kg	3,504 / 3,351	3,656 / 3,689	3,779 / 4,026

Tyres & chassis					
3.1	Tyre type: solid (V), superelastic (SE), pneumatic (P), polyurethane (PE)		SE, P	SE, P	SE, P
3.2	Front tyre size (ø x width)		250-15	250-15	28x12.5-15
3.3	Rear tyre size (ø x width)		23x9-10	23x9-10	23x9-10
3.5	Wheels, number front rear(x = driven wheels)		2x/2	2x/2	2x/2
3.6	Tread, front	mm	1,114	1,114	1,114
3.7	Tread, front	mm	1,098	1,098	1,098



Dimensions					
4.1	Mast/fork carriage tilt forward/backward	degree	6/10	6/10	6/10
4.2	Lowered mast height	h1 mm	2,225	2,225	2,225
4.3	Free lift height	h2 mm	120	120	120
4.4	Lift height	h3 mm	3,020	3,020	2,920
4.5	Extended mast height	h4 mm	4,224	4,224	4,135
4.7	Overhead guard (cabin) height	h5 mm	2,320	2,320	2,320
4.8	Seat height/standing height	h7 mm	1,285	1,285	1,285
4.12	Coupling height	h10 mm	460	460	460
4.19	Overall length	l1 mm	4,215	4,215	4,260
4.20	Length to face of forks	l2 mm	2,995	2,995	3,040
4.21	Overall width	b1 mm	1,376	1,376	1,424
4.22	Fork dimension (length x width x thickness)	mm	50x122x1,070	50x150x1,070	50x150x1,070
4.23	Fork carriage ISO 2328		III /A	III /A	III /A
4.24	Fork carriage width	b3 mm	1,376	1,376	1,376
4.31	Ground clearance, below mast	m1 mm	160	160	165
4.32	Ground clearance, center of vehicle	m2 mm	150	150	155
4.34.1	Cross-passage width (pallet 1000x1200)	As1 mm	4,405	4,405	4,445
4.34.2	Aisle width of pallets 800x1200 crossways (w×l)	As2 mm	4,605	4,605	4,645
4.35	Minimum turning radius	Wa mm	2,670	2,670	2,705

Performance data					
5.1	Travel speed, loaded / unloaded (80V)	km/h	18 / 18	18 / 18	18 / 18
5.2	Fork lift speed, loaded/unloaded (80V)	mm/s	360 / 520	330 / 500	320 / 450
5.3	Fork descending speed, loaded / unloaded	mm/s	500 / 450	500 / 450	500 / 420
5.6	Max. drawbar pull, loaded / unloaded	N	28,185 / 29,075	28,662 / 29,003	28,558 / 28,469
5.8	Gradeability, loaded	% (°)	23 (13.0)	21 (11.9)	19 (10.8)
5.10	Service brake		Hydraulic	Hydraulic	Hydraulic

Electric motor					
6.1	Drive Motor, 60 Min Rating (80V)	kW	10.0x2	10.0x2	10.0x2
6.2	Hydraulic Motor, 15% Rating (80V)	kW	28	28	28
6.4	Battery voltage (80V)	Ah	700	700	700
6.5	Battery weight	kg	2,200	2,095	2,095
6.7	Battery compartment dimensions L/W/H	mm	1,030 / 1,004 / 794	1,030 / 1,004 / 794	1,030 / 1,004 / 794

Additional data					
8.1	Type of drive control		AC	AC	AC

STANDARD AND OPTIONAL EQUIPMENT

Equipment	STD	OPT
Fork 40B-9 (mm)		
1,070		•
1,220	•	
1,370		•
1,520		•
1,670		•
1,820		•
1,970		•
2,120		•
2,400		•
Fork 45B-9 (mm)		
1,070		•
1,220	•	
1,370		•
1,520		•
1,670		•
1,820		•
1,970		•
2,200		•
2,400		•
Fork 50B-9 (mm)		
1,070		•
1,220	•	
1,370		•
1,670		•

Equipment	STD	OPT
1,820		•
1,970		•
2,200		•
2,400		•
Side Shift		•
Tyre		
Solid	•	
Non-marking		•
Pneumatic		•
Double tyre		•
Finger tip control		•
Cold Storage (for -30° cold working environments)		•
M.C.V.		
3-spool	•	
4-spool		•
Auto Fork Leveling		•
Load Indicator		•
Direction Switch on Lever	•	
Side mirror		•
Cabin		
Front + roof		•
Front + roof + rear		•
Full Cabin + Heater (OPT) + Radio USB (OPT)		•

MAST SPECIFICATIONS

40B-9													
Mast Type	Maximum fork lift height	Overall height (Fork lowered)	Free lift height		Tilt angle		Load capacity (500 mm LC) without side shift		Load capacity (500 mm LC) with hook-on side shift		Truck weight		
			with backrest	without backrest	Fwd	Bwd	Single tyre	Dual tyre	Single tyre	Dual tyre	Single tyre	Dual tyre	
			mm	mm	mm	mm	deg	deg	kg	kg	kg	kg	kg
2-STAGE FULL FREE LIFT	V300*	3,020	2,225	120	120	6	10	4,000	4,000	4,000	4,000	6,855	7,126
	V330	3,320	2,375	120	120	6	10	4,000	4,000	4,000	4,000	6,884	7,152
	V350	3,520	2,525	120	120	6	10	4,000	4,000	4,000	4,000	6,908	7,193
	V370	3,720	2,625	120	120	6	10	4,000	4,000	3,950	4,000	6,925	7,228
	V400	4,020	2,835	120	120	6	10	4,000	4,000	3,900	3,900	6,960	7,153
	V450	4,520	3,085	120	120	6	6	4,000	4,000	3,650	3,750	7,002	7,270
	V500	5,020	3,335	120	120	6	6	4,000	4,000	3,550	3,700	7,045	7,312
3-STAGE FULL FREE LIFT	TF370	3,730	2,025	1,139	812	6	6	4,000	4,000	3,750	3,800	7,134	7,390
	TF400	4,030	2,125	1,239	912	6	6	4,000	4,000	3,700	3,800	7,160	7,416
	TF430	4,330	2,225	1,339	1,012	6	6	4,000	4,000	3,650	3,750	7,185	7,441
	TF450	4,510	2,285	1,399	1,072	6	6	4,000	4,000	3,600	3,650	7,201	7,457
	TF470	4,720	2,375	1,489	1,162	6	6	3,950	4,000	3,550	3,600	7,224	7,480
	TF500	5,020	2,475	1,589	1,262	6	6	3,900	3,900	3,500	3,550	7,250	7,506
	TF550	5,520	2,655	1,769	1,442	6	6	3,750	3,800	3,400	3,450	7,301	7,557
	TF600	6,030	2,835	1,949	1,622	6	6	3,650	3,650	3,300	3,300	7,341	7,596

50B-9													
Mast Type	Maximum fork lift height	Overall height (Fork lowered)	Free lift height		Tilt angle		Load capacity (500 mm LC) without side shift		Load capacity (500 mm LC) with hook-on side shift		Truck weight		
			with backrest	without backrest	Fwd	Bwd	Single tyre	Dual tyre	Single tyre	Dual tyre	Single tyre	Dual tyre	
			mm	mm	mm	mm	deg	deg	kg	kg	kg	kg	kg
2-STAGE FULL FREE LIFT	V290*	2,920	2,230	120	120	6	10	4,990	4,990	4,990	4,990	7,805	7,950
	V320	3,220	2,380	120	120	6	10	4,990	4,990	4,990	4,990	7,831	7,975
	V340	3,420	2,530	120	120	6	10	4,990	4,990	4,990	4,990	7,856	8,000
	V360	3,620	2,630	120	120	6	10	4,990	4,990	4,990	4,990	7,873	8,016
	V390	3,920	2,840	120	120	6	10	4,990	4,990	4,990	4,990	7,908	8,052
	V440	4,420	3,090	120	120	6	6	4,990	4,990	4,900	4,900	7,950	8,094
	V490	4,920	3,340	120	120	6	6	4,990	4,990	4,800	4,850	7,993	8,137
	3-STAGE FULL FREE LIFT	TF360	3,662	2,030	1,074	807	6	6	4,990	4,990	4,900	4,900	7,942
TF390		3,962	2,130	1,174	907	6	6	4,990	4,990	4,900	4,900	7,968	8,164
TF420		4,262	2,230	1,274	1,007	6	6	4,990	4,990	4,800	4,800	7,994	8,190
TF440		4,442	2,290	1,334	1,067	6	6	4,990	4,990	4,750	4,750	8,010	8,205
TF460		4,652	2,380	1,424	1,157	6	6	4,900	4,950	4,700	4,700	8,033	8,229
TF490		4,952	2,480	1,524	1,257	6	6	4,800	4,850	4,600	4,600	8,059	8,255
TF540		5,452	2,660	1,704	1,437	6	6	4,700	4,700	4,400	4,400	8,110	8,306
TF590		5,962	2,840	1,884	1,617	6	6	4,550	4,550	4,250	4,250	8,150	8,346

* : Standard
 TS-Mast : Wide visible 3-stage full free lift mast with 1 free lift cylinder
 Load Capacities based on 1070 mm forks, Solid tyres (Single/Double)

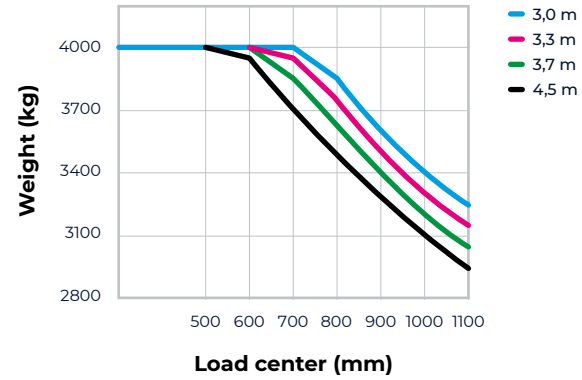
45B-9													
Mast Type	Maximum fork lift height	Overall height (Fork lowered)	Free lift height		Tilt angle		Load capacity (500 mm LC) without side shift		Load capacity (500 mm LC) with hook-on side shift		Truck weight		
			with backrest	without backrest	Fwd	Bwd	Single tyre	Dual tyre	Single tyre	Dual tyre	Single tyre	Dual tyre	
			mm	mm	mm	mm	deg	deg	kg	kg	kg	kg	kg
2-STAGE FULL FREE LIFT	V300*	3,020	2,225	120	120	6	10	4,500	4,500	4,500	4,500	7,345	7,560
	V330	3,320	2,375	120	120	6	10	4,500	4,500	4,500	4,500	7,370	7,586
	V350	3,520	2,525	120	120	6	10	4,500	4,500	4,450	4,500	7,395	7,610
	V370	3,720	2,625	120	120	6	10	4,500	4,500	4,400	4,450	7,411	7,627
	V400	4,020	2,835	120	120	6	10	4,500	4,500	4,300	4,350	7,447	7,662
	V450	4,520	3,085	120	120	6	6	4,500	4,500	4,150	4,200	7,489	7,704
	V500	5,020	3,335	120	120	6	6	4,500	4,500	4,100	4,150	7,531	7,748
3-STAGE FULL FREE LIFT	TF370	3,730	2,025	1,139	812	6	6	4,500	4,500	4,200	4,250	7,538	7,794
	TF400	4,030	2,125	1,239	912	6	6	4,500	4,500	4,150	4,200	7,564	7,820
	TF430	4,330	2,225	1,339	1,012	6	6	4,500	4,500	4,100	4,150	7,590	7,846
	TF450	4,510	2,285	1,399	1,072	6	6	4,450	4,450	4,050	4,050	7,605	7,861
	TF470	4,720	2,375	1,489	1,162	6	6	4,400	4,400	4,000	4,000	7,629	7,885
	TF500	5,020	2,475	1,589	1,262	6	6	4,300	4,350	3,900	3,900	7,655	7,911
	TF550	5,520	2,655	1,769	1,442	6	6	4,200	4,200	3,800	3,850	7,707	7,963
	TF600	6,030	2,835	1,949	1,622	6	6	4,050	4,050	3,650	3,700	7,746	8,002

* : Standard
 TS-Mast : Wide visible 3-stage full free lift mast with 1 free lift cylinder
 Load Capacities based on 1070 mm forks, Solid tyres (Single/Double)

LOAD CAPACITY

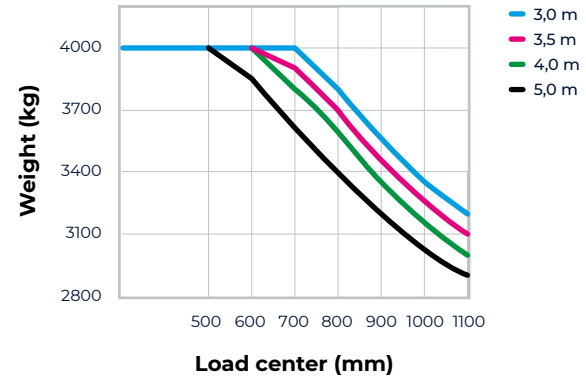
40B-9

V mast / No attachment / Single tyres / 1070 mm forks



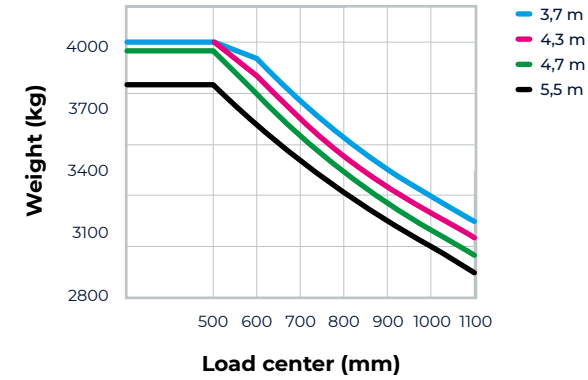
40B-9

V mast / Hook-On Sideshift / Single tyres / 1070 mm forks



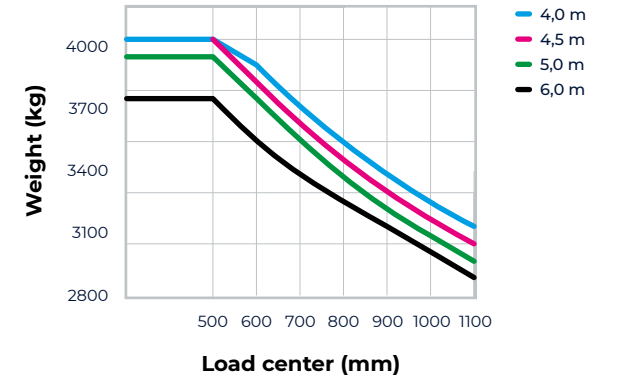
40B-9

TF mast / No attachment / Single tyres / 1070 mm forks



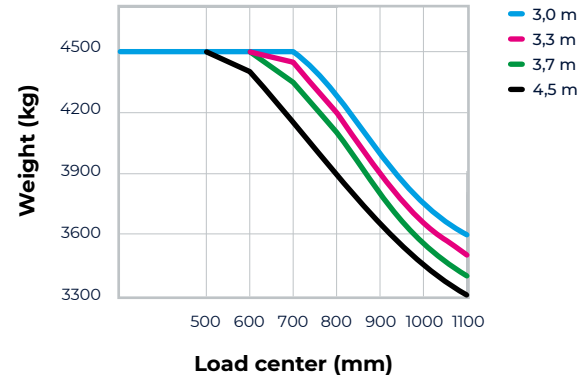
40B-9

TF mast / Hook-On Sideshift / Single tyres / 1070 mm forks



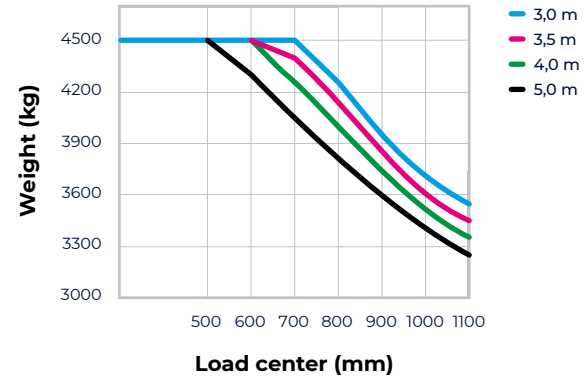
45B-9

V mast / No attachment / Single tyres / 1070 mm forks



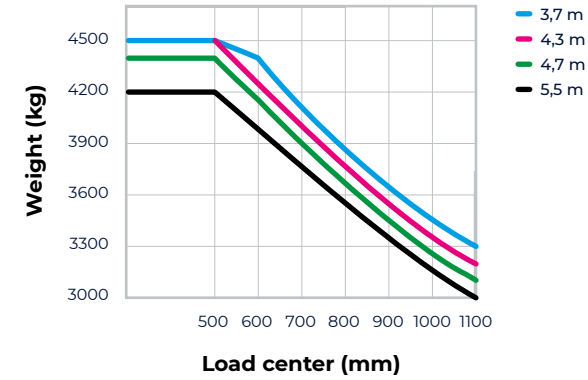
45B-9

V mast / Hook-On Sideshift / Single tyres / 1070 mm forks



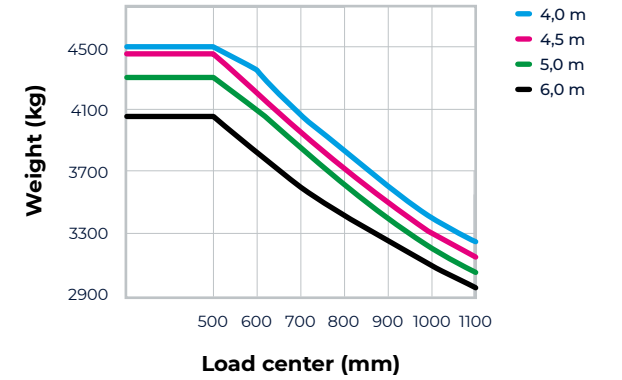
45B-9

TF mast / No attachment / Single tyres / 1070 mm forks



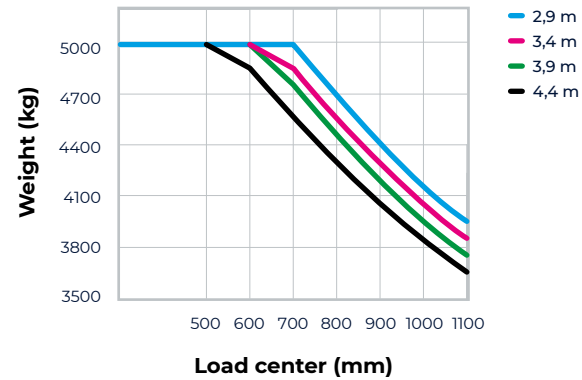
45B-9

TF mast / Hook-On Sideshift / Single tyres / 1070 mm forks



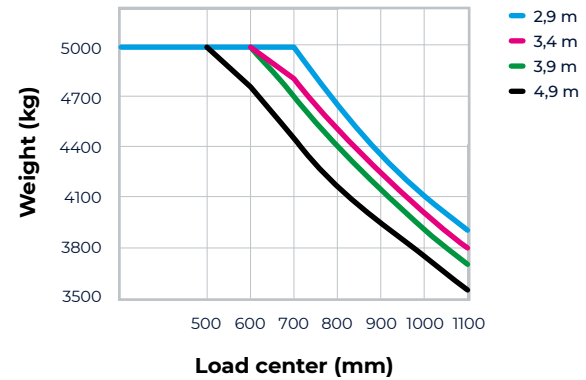
50B-9

V mast / No attachment / Single tyres / 1070 mm forks



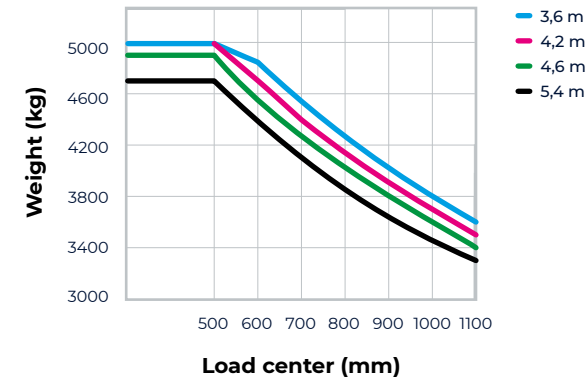
50B-9

V mast / Hook-On Sideshift / Single tyres / 1070 mm forks



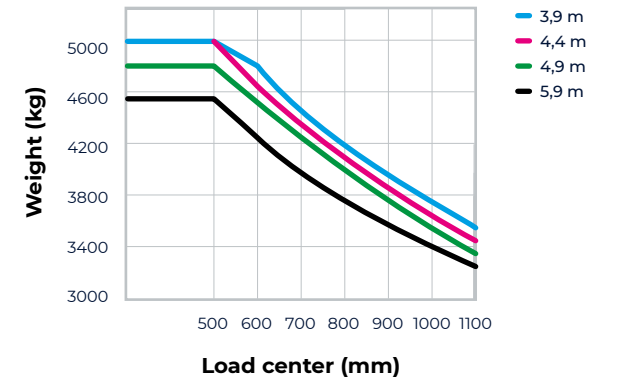
50B-9

TF mast / No attachment / Single tyres / 1070 mm forks



50B-9

TF mast / Hook-On Sideshift / Single tyres / 1070 mm forks





- * Standard and optional equipment may vary by country. Contact your Hyundai dealer for more information.
- * The machine may vary according to international standards. European specifications may differ from Korean specifications mentioned in the brochures.
- * The photos may include attachments and optional equipment that are not available in your area.
- * Materials and specifications are subject to change without advance notice.
- * All imperial measurements are rounded off to the nearest pound or inch.

Hyundai Construction Equipment Europe NV
Hyundailaan 4, 3980 Tessenderlo, Belgium
Tel: (+32) 14-56-2200 Fax: (+32) 14-59-3405

Doc. nr.: EN-2021.06 Rev.0

Contact your Hyundai dealer.
[hyundai-mh.eu](https://www.hyundai-mh.eu)



Address